

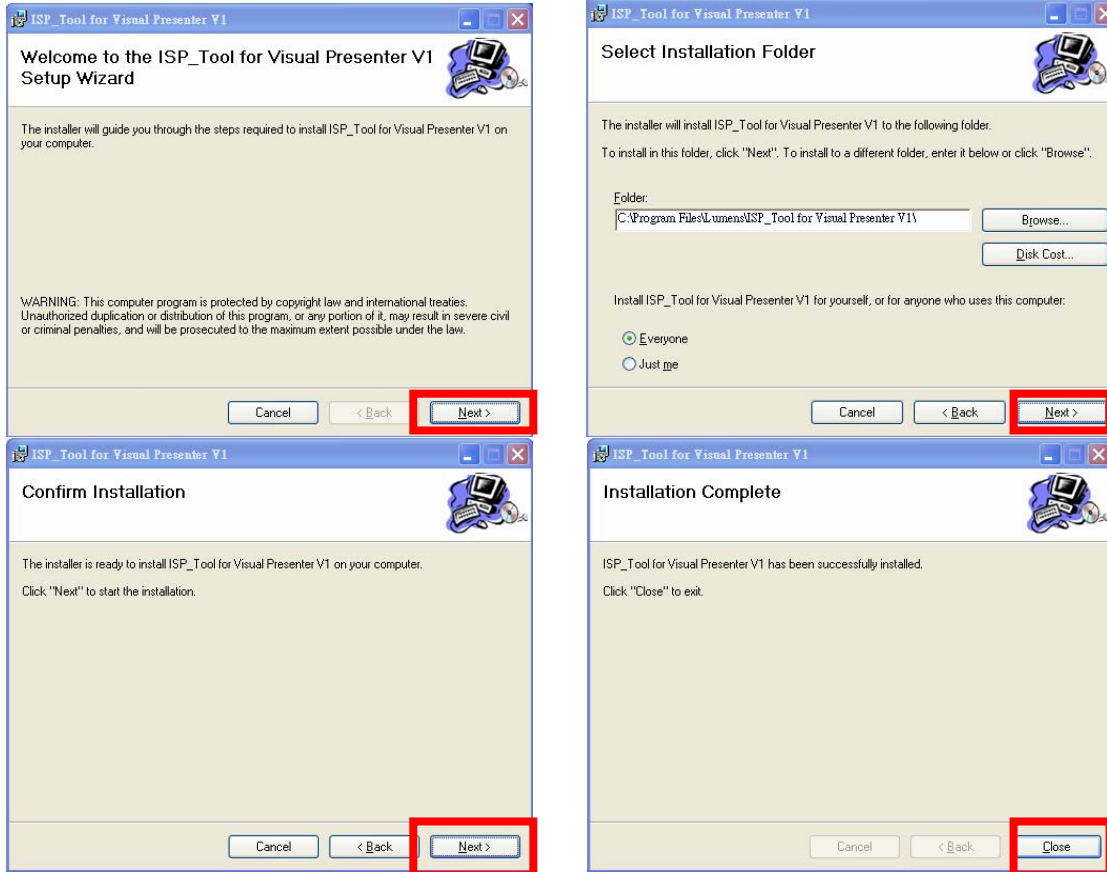
Firmware Download AP Instruction

1. **Related Model** : DC133/ DC155/ DC162/ PS400/ PS600

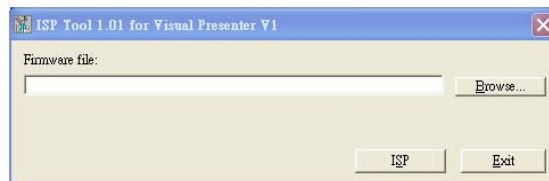
2. **Compatible OS** : Windows 2000/ XP/ Vista 32bit

3. **FW download procedure** :

3.1 Please install firmware download AP **ISP_Setup.msi**.

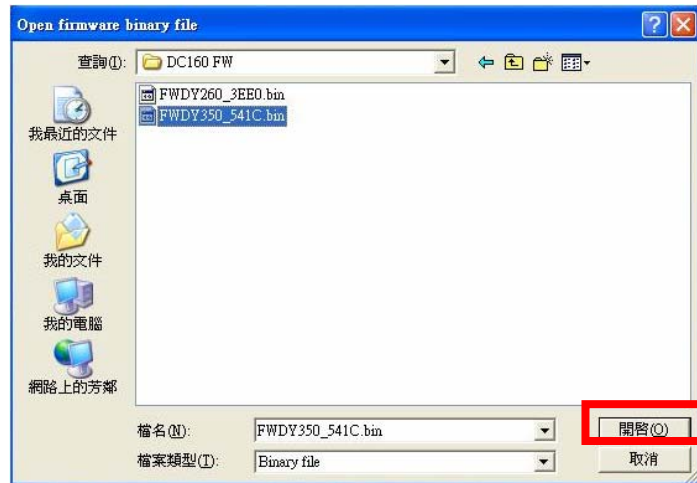


3.2 Launch ISP Tool.



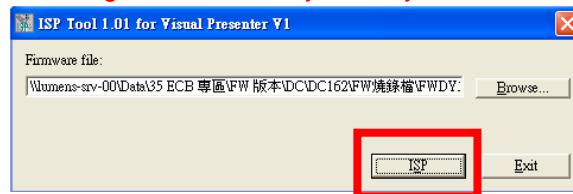
3.3 Press "Browse" to search proper version firmware for your unit.





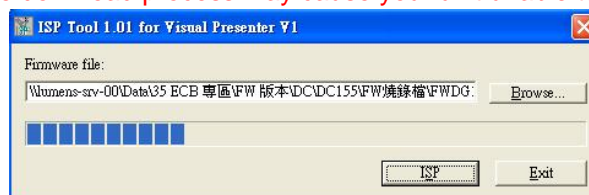
3.4 Press ISP to start the FW upgrade.

⚠ Caution : Download wrong FW version may cause your unit unable to work.



3.5 Firmware upgrade is processing.

⚠ Caution : Stop the download process may cause your unit unable to work.



3.6 After the process finished , Message will pop up to show "Update OK". Then click "OK" to close the window.



3.7 Unplug the power cord and re-plug it. Re-power on your unit and enter OSD menu to check firmware version.